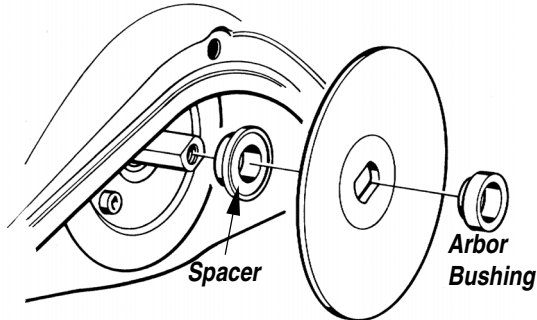


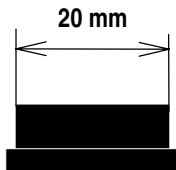
Removal and replacement of arbor bushings



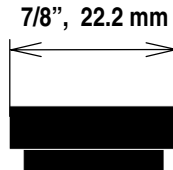
On all PARTNER saws manufactured since 1987 it is possible to replace the arbor bushing.

The sizes available are (actual size):

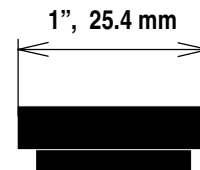
Note: The arbor bushings are not reversible!



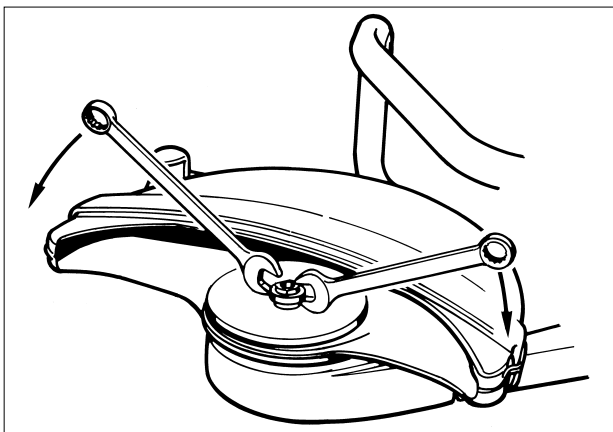
506 03 95-20



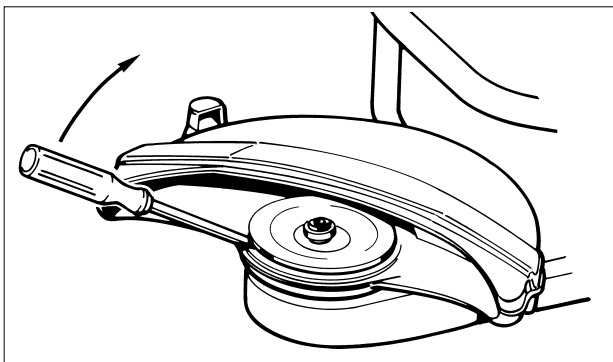
506 03 95-22



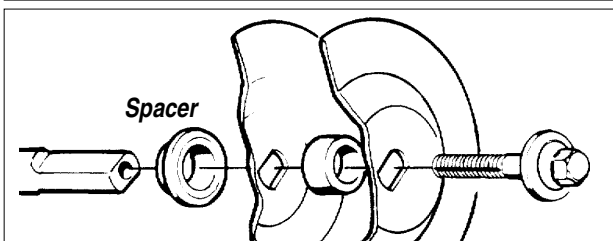
506 03 25-25



To remove a bushing use two open end wrenches.



In some cases it might be necessary to lift the bushing with a screwdriver underneath the flange washer first.



Press the bushing on by using the arbor bolt and flange washer.